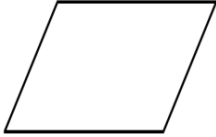



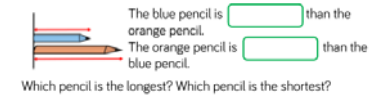

Yr. 1 Home Learning Timetable

Day/ Time	9.00-9.30	9.30-10.15	10.30-11.00	11.00-12.00	Afternoon
1	<p>Phonics /ee/ sounds</p> <p>https://www.phonicsplay.co.uk/ Use the link to practise the sound above. Then complete /ee/ work in your Phonics Home Learning Pack. Username- march20 Password- home</p>	<p>Maths Geometry Properties of 2D shapes When we talk about 2D shapes, we talk about sides and angles. For example: this 2D shape has four sides and four angles:</p>  <p>https://youtu.be/OVItzLoovLc Watch the above link and then complete the 2D shape worksheet in you Maths Home Learning Pack.</p>	<p>Handwriting</p> <p>Complete one sheet. Make sure letter sizes are consistent and letters are sitting on the line.</p>	<p>English/Grammar</p> <p>Identify and use nouns. A noun is a naming word. It is a thing, a person, an animal or a place. A proper noun is the name of a person or place, such as Susan or America. Proper nouns start with a capital letter. A common noun describes a class of objects and does not have a capital letter, for example: car, animal or planet.</p> <p>Complete the Nouns worksheet of your English Home Learning Pack.</p>	<p>Computing Algorithm</p> <p>(BBC website link below)</p>
2	<p>Phonics 'ie' and 'i-e' sounds</p> <p>https://www.phonicsplay.co.uk/ Use the link to practise the sound above. Then complete /ie/ and /i-e/ work in your Phonics Home Learning Pack. Username- march20 Password- home</p>	<p>Maths Geometry Sorting 2D shapes</p> <p>https://www.topmarks.co.uk/early-years/shape-monsters Game- Use the link above to identify and match circles, rectangles, squares and triangles.</p> <p>Label the groups. Shapes include circles, triangles and squares of various orientation. Complete the Sort 2D Shapes pages 1-3 of your Maths Home Learning Pack.</p>	<p>Handwriting</p> <p>Complete one sheet. Make sure letter sizes are consistent and letters are sitting on the line.</p>	<p>English/ Comprehension</p> <p>Read the Dogs Comprehension text in your English Home Learning Pack. Answer the questions provided. Remember to answer in full sentence form. Include capital letters, finger spaces and full stops.</p>	<p>Geography Explore the World (BBC website- Nigeria)</p>
3	<p>Phonics /oa/ sounds</p> <p>https://www.phonicsplay.co.uk/ Use the link to practise the sound above. Then complete /oa/ work in your Phonics Home Learning Pack. Username- march20 Password- home</p>	<p>Maths Geometry Properties of 3D shapes When we talk about 3D shapes, we talk about faces, edges and vertices. The faces are the flat parts of the shape. The edges are the lines where two faces meet. The vertices are the points where two or more edges meet.</p>	<p>Handwriting</p> <p>Complete one sheet. Make sure letter sizes are consistent and letters</p>	<p>English Three Little Pigs</p> <p>Write a book review.</p> <p>Writing book reviews can help your child engage more deeply with what they're reading, find their next favourite series or author and develop their writing skills.</p>	<p>Materials- Heating and Cooling (BBC website-link below)</p>

Yr. 1 Home Learning Timetable

		<p>For example, this 3D shape has 6 faces, 12 edges and 8 vertices:</p>  <p>https://youtu.be/QwRe_8c1OXo Watch the above link and then complete the properties of 3D shape worksheet in you Maths Home Learning Pack.</p>	are sitting on the line.	<p>Watch the video clip. Bringing Books to Life is a BBC series in which celebrity presenters share what they love about their favourite books, with animations that bring the stories to life. https://youtu.be/-WPZT22hE1g?list=PLcvEcrsF_9zJvNDOSellJwyfbact7waec</p> <p>Use the Book Review template provided in your English Home Learning Pack. You can look at an example book review also found in your pack.</p>	
4	<p>Phonics /oi/ sound</p> <p>https://www.phonicsplay.co.uk/ Use the link to practise the sound above. Then complete /oi/ work in your Phonics Home Learning Pack. Username- march20 Password- home</p>	<p>Maths Geometry Sorting 3D shapes</p> <p>Game- Escape the Roboidz and Shades in this exciting game of 3D shapes! Flash Player Needed https://www.topmarks.co.uk/Flash.aspx?a=activity20</p> <p>Complete the Sort 3D Shapes pages 1-3 of your Maths Home Learning Pack.</p>	<p>Handwriting</p> <p>Complete one sheet. Make sure letter sizes are consistent and letters are sitting on the line.</p>	<p>English Three Little Pigs</p> <p>Write a character description. Use the character description sorting activity in your English Home Learning Pack to support children in writing their own descriptions. Remember to use interesting and powerful adjectives and conjunctions (and, so, but, because, if, when). Complete the Character Profile template sheet provided in the pack.</p>	<p>R.E Palm Sunday Palm Sunday fact file</p> <p>Fact file in your Home Learning Pack</p>
5	<p>Phonics /or/ sound</p> <p>https://www.phonicsplay.co.uk/ Use the link to practise the sound above. Then complete /or/ work in your Phonics Home Learning Pack. Username- march20 Password- home</p>	<p>Maths Time Half past and o'clock</p> <p>Discuss the time and what children might be doing at this time in the morning. Explain that the little hand is called the hour hand because it shows what hour of the day it is and that the long hand is called the minute hand because it shows how many minutes past or to the hour it is. Use the link below to support. http://www.scootle.edu.au/ec/viewing/L9643/index.html Complete the Time Sheet of your Maths Home Learning Pack.</p>	<p>Handwriting</p> <p>Complete one sheet. Make sure letter sizes are consistent and letters are sitting on the line.</p>	<p>English Three Little Pigs</p> <p>Write instructions for building one of the pigs' house. Look at the link below which will explain what instructions are and the specific words used. These words are called 'Bossy' words as they tell us what to do (First, then, next, get, place, put) https://www.youtube.com/watch?v=2189sv8Bvy4</p> <p>Remember to use capital letters, finger spaces and full stops.</p>	<p>Mathletics- Complete two assigned tasks of your choice.</p>

Yr. 1 Home Learning Timetable

Week 2	9.00-9.30	9.30-10.15	10.30-11.00	11.00-12.00	Afternoon
1	<p>Phonics /oo/ sounds</p> <p>https://www.phonicsplay.co.uk/ Use the link to practise the sound above. Then complete /oo/ work in your Phonics Home Learning Pack. Username- march20 Password- home</p>	<p>Maths Length and Height Compare length and height</p> <p>Children use and understand the language of length such as long, longer, short, shorter, tall, taller. They recognise this language will change depending on what type of length they are describing and comparing.</p> <p>Watch the video on how to compare length and height. https://www.youtube.com/watch?v= YzACucjF38</p> <p>Complete the Comparing Lengths and Height worksheet in your Maths Home Learning Pack. Challenge: Will be provided in pack. Use the words longer and shorter in the sentence stems to compare the length of the blue pencil and the orange pencil.</p>  <p>Compare the vehicles using the words to help you.</p> 	<p>Handwriting</p> <p>Complete one sheet. Make sure letter sizes are consistent and letters are sitting on the line.</p>	<p>English Grammar- Identify and use adverbs.</p> <p>Adverbs give us more information about a verb, explaining how, when, where or why an action is taking place. Consider the following sentence: <i>I called to my little sister.</i> If you add an adverb, it gives you more information about the characters or the action in the sentence, for example: <i>I called <u>angrily</u> to my little sister. OR I called <u>excitedly</u> to my little sister.</i></p> <p>The link below explains what an adverb is and how it is used. https://youtu.be/18sXFjb0TFc</p> <p>Complete the Adverbs worksheet in your English Home Learning Pack.</p>	<p>Computing What is Code?</p> <p>(BBC website link below)</p>
2	<p>Phonics /ou/ sounds</p> <p>https://www.phonicsplay.co.uk/ Use the link to practise the sound above. Then complete /ou/ work in your Phonics Home Learning Pack. Username- march20 Password- home</p>	<p>Maths Length and Height Measure length You will need a cm ruler for this task.</p> <p>Children should be able to understand that objects can vary in length and size, so a standard unit of measurement is required. It is important that children know to measure from 0 cm.</p> <p>Children will draw and measure given lengths provided in the Measuring Lengths worksheets in your Home Learning Pack.</p>	<p>Handwriting</p> <p>Complete one sheet. Make sure letter sizes are consistent and letters are sitting on the line.</p>	<p>English Comprehension</p> <p>Read the Easter story in your English Home Learning Pack. Answer the questions provided. Remember to answer in full sentence form. Include capital letters, finger spaces and full stops.</p>	<p>Geography Explore the World</p> <p>(BBC website link below- Shanghai)</p>

Yr. 1 Home Learning Timetable

<p>3</p>	<p>Phonics /qu/ sounds</p> <p>https://www.phonicsplay.co.uk/ Use the link to practise the sound above. Then complete /qu/ work in your Phonics Home Learning Pack. Username- march20 Password- home</p>	<p>Maths Length and Height Word problems</p> <p>At best, word problems are seen as calculations wrapped up in words. Children will need to 'throw' away the context and 'strip out' the calculation. E.G. Joe is 6 years old and he has a pen 8cm long and a key which 12cm long. Which item is the longest? Answer- the key is the longest as it 4cm longer than the pen. Some word problems will require children to add or subtract to find the answer.</p> <p>Complete the Length Word Problem sheet un your Math Home Learning Pack.</p>	<p>Handwriting</p> <p>Complete one sheet. Make sure letter sizes are consistent and letters are sitting on the line.</p>	<p>English- Three Little pigs</p> <p>Write a letter of apology to the pigs. An informal letter is a letter that is written in a personal fashion. You can write them to relatives or friends. Your letter must include an address, date, a greeting (My Dearest or Hi), why you are sorry, what will you do next and finally a goodbye.</p> <p>Remember you must include conjunctions, adjectives and adverbs. All writing must also include capital letters, finger spaces and full stops.</p> <p>Look at examples of apology letters and write your letter using the Writing template in your English Home Learning Pack.</p>	<p>Science Home Experiment (Make an easy lava lamp. Link below).</p> <p>Materials- Which materials dissolve in water? (BBC website-link below)</p>
<p>4</p>	<p>Phonics /sh/ or /ch/ sounds</p> <p>https://www.phonicsplay.co.uk/ Use the link to practise the sound above. Then complete /sh/ or /ch/ work in your Phonics Home Learning Pack. Username- march20 Password- home</p>	<p>Maths Length and Height/Investigation</p> <p>This is an activity for children to apply knowledge and skills to enable them to solve a problem.</p> <p>Sizing Them Up Arrange these shapes in order of size. Put the smallest first. Shapes can be found in your Investigation worksheet of your Maths Home Learning Pack. Children may cut the shapes out to properly complete the task.</p>	<p>Handwriting</p> <p>Complete one sheet. Make sure letter sizes are consistent and letters are sitting on the line.</p>	<p>English- Three Little Pigs</p> <p>A Wanted Poster/ Design a Wanted Poster. Children must use information from the story to explain what the character is wanted for, to describe the character, to explain where the character was last seen and what rewards would be given.</p> <p>Look at an example of a Wanted Poster and use the Wanted Poster template in your English Home Learning Pack.</p>	<p>R.E Christian beliefs.</p> <p>Resource in Home Learning Pack.</p>
<p>5</p>	<p>Phonics /ng/ sounds</p> <p>https://www.phonicsplay.co.uk/ Use the link to practise the sound above. Then complete /ng/ work in your Phonics Home Learning Pack. Username- march20 Password- home</p>	<p>Maths Arithmetic</p> <p>This is a timed test to help children with rapid recall of number bonds and facts.</p> <p>Arithmetic Test can be found in your Home Learning Pack.</p>	<p>Handwriting</p> <p>Complete one sheet. Make sure letter sizes are consistent and letters are sitting on the line.</p>	<p>English- Creative Writing</p> <p>Children are encouraged to write a story of their very own to give them an enormous confidence boost, as well as help them consolidate their literacy learning by putting their phonics, grammar and reading skills into practice. A story has a beginning, a middle and an end. Remember you must include conjunctions, adjectives and adverbs. All writing must also include capital letters, finger spaces and full stops. Children could write about a day in their life, an adventure story or being a superhero.</p>	<p>Mathletics</p> <p>Complete two assigned tasks of your choice.</p>

Yr. 1 Home Learning Timetable

<https://www.bbc.co.uk/bitesize/topics/zyhp34j> Geography

<https://www.bbc.co.uk/bitesize/subjects/z6svr82> Science

<http://www.sciencekids.co.nz/experiments/easylavalamp.html> Lava Lamp