







Day 1	9:00-9:30	9:30 – 10:30	11:00-12:00	13:00-15:00						
	<p><a href="https://www.youtube.com/watch?v=waw0U9tKpW0">https://www.youtube.com/watch?v=waw0U9tKpW0</a></p> <p><a href="https://www.youtube.com/watch?v=IPytbUghpJM">https://www.youtube.com/watch?v=IPytbUghpJM</a></p> <p>1. Read 'The Princess and the Pea' by Hans Christian Anderson • Read the story in your head and the practise reading it out loud. Can you read with good expression?</p> <p>Story board:</p> <table border="1" data-bbox="143 794 770 1086"> <tr> <td></td> <td></td> <td></td> </tr> <tr> <td></td> <td></td> <td></td> </tr> </table>							<p>1. Answer Princess and the Pea Questions , write a sentence answer for each one.</p> <p><u>Princess and Pea Questions</u></p> <ol style="list-style-type: none"> <li>1. What had the prince done to find a princess?</li> <li>2. Why was the prince left sad?</li> <li>3. What phrases show how bad the storm was?</li> <li>4. Where was the knocking sound heard?</li> <li>5. Why wasn't the king sure that this was a real princess?</li> <li>6. What test did the queen set up?</li> <li>7. What did the princess say that made the others sure that she was a princess?</li> <li>8. What happened to the prince?</li> <li>9. What happened to the pea?</li> <li>10. Do you think this is really a true story? Why/why not?</li> </ol> <p>Discuss any wrong answers. Can you see what went wrong?</p> <p>2. Make a storyboard</p> <p>Use a mixture of words and drawings to tell the story.</p>	<p><a href="https://mathsframe.co.uk/en/resource/s/resource/116/telling-the-time">https://mathsframe.co.uk/en/resource/s/resource/116/telling-the-time</a></p> <p>Practise telling the time. This could be done through this <a href="#">game</a> (scroll down to access the game). Read to the quarter hour and the nearest 5 minutes.</p> <p><b>Games can be played but a subscription is needed to access the worksheets.</b></p>	<p style="text-align: right;"></p> <p><b>Let's Wonder:</b></p> <p>Draw a picture of yourself and label your drawing with the qualities you have.</p> <p>How do others see you differently? Ask people at home to add to your qualities.</p> <p>How are you different to other children in different parts of the world? What makes you</p> <p style="padding-left: 40px;">similar to other children around the world?</p> <p><b>Differences</b> could be speaking a different language etc</p> <p><b>Similarities</b> could be go to school, same age etc</p>

<p><b>Day 2</b></p>	<p>Re-read 'The Princess and the Pea' by Hans Christian Anderson • Read the story again, in your head and out loud. What can you spot new, when you read it this second time?</p> <ul style="list-style-type: none"> <li>• Look at the picture called 'Garden Scene'. This is from a version of the story by a writer called Lauren Child. The Prince is talking to the King and Queen. What do you think they could all be saying?</li> </ul>	<p>Write some speech • Look at 'Dialogue Scenes' – these are scenes from the story. Make up some speech for each of the speech bubbles. Write it in 'Dialogue Ideas'.</p> <ul style="list-style-type: none"> <li>• Now try writing some of your ideas as direct speech with punctuation. Use the Revision Card and Dialogue Checklist to remind you how to do this.</li> </ul>	<p><a href="https://www.topmarks.co.uk/maths-games/hit-the-button">https://www.topmarks.co.uk/maths-games/hit-the-button</a>          Maths - Play on <a href="#">Hit the Button</a> - focus on number bonds, halves, doubles and times tables. Click on the link above to play these games. You have to be quick! (requires adobe flash player on your device)</p>	 <p><b>Let's Create:</b></p> <p>Complete an observational drawing of what they see outside a window in their house. Then get out into the garden and find natural forms such as stones, leaves, flowers and animals. Complete sketches, showing an awareness of different viewpoints of the same object. Remember to concentrate on tone and shading.</p>
<p><b>Day 3</b></p>	<p>Go to bug club – Reading  <a href="http://www.activelearnprimary.co.uk">www.activelearnprimary.co.uk</a></p> <p>Get your child to read a book on <a href="#">Active learn</a> and complete the activities. These focus on comprehension skills.</p>	<p><b>English – Composition</b>  <b>Letter writing.</b> What are the features that you need to remember to use?          Salutation/date/address</p> <ul style="list-style-type: none"> <li>• Write a letter to a family member telling them all about how your day has been.</li> <li>• Don't forget to use paragraphs and to start your sentences with a variety of fronted adverbs.</li> <li>• Don't forget use <b>ispace</b>          ie. ing word – being/having          simile, preposition , adverb, conjunction, <b>ed</b> word – Filled with happiness etc...</li> </ul>	<p><a href="https://login.mathletics.com/">https://login.mathletics.com/</a>          Log on to Mathletics. Practise your times tables as well as Get a piece of paper or your homework book and write everything you know about <b>Multiplication</b>. This could be pictures, diagrams, explanations, methods etc. You can be as creative as you want to be!</p>	<p><b>Be Active:</b></p>  <p>Move around their home and garden taking photographs from different viewpoints. Which photos do they like? Do the people they live with like the same photos as them? Why? Why not?  <b>Recommendation at least 2 hours of exercise a week.</b></p>

<p>Day 4</p>	<p><b>Go to bug club – Reading</b>  <a href="http://www.activelearnprimary.co.uk">www.activelearnprimary.co.uk</a>          Listen to your child read and let them discuss what they have read. Encourage them to read with expression and intonation.</p>	<p><b>English – an information leaflet</b></p> <p>Design an information leaflet that highlights how children can keep safe.</p> <p>What do we need to</p>	<p><a href="https://trockstars.com/">https://trockstars.com/</a></p> <p>Do you know your 6 x times tables? Practise counting forwards and backwards from any given numbers in <b>100s</b>. <b>If you struggle try counting in 10's.</b>  <b>Challenge: count in 1000's</b>  <b>Write in words and figures the biggest number you know.</b></p>	<p><b><u>Understanding Others and Appreciating Differences:</u></b></p>  <p><a href="https://www.youtube.com/watch?v=DAhLXLj4UuE">https://www.youtube.com/watch?v=DAhLXLj4UuE</a></p> <p>Listen to different pieces of music from around the world, which styles of music do they prefer and why? <a href="#">Music</a> Maybe they could learn a song by heart and perform it.</p>
<p>Day 5</p>	<p><b>Go to bug club – Reading</b>  <a href="http://www.activelearnprimary.co.uk">www.activelearnprimary.co.uk</a>          Look in magazines, newspapers and books for new vocabulary you are unfamiliar with. Write them in your homework</p>	<p><b>English – Fiction</b></p> <p>If you were to become a superhero what would your superpower be? Write a character description of yourself as a superhero. Explain how you save the day.</p> 	<p><b>Maths – counting in 10's</b></p> <p>Practise counting forwards and backwards from any given number in <b>10s</b>.</p> <p>Practice your maths by working on a maths sheet from your pack.</p>	 <p><b><u>Reflect:</u></b></p> <p>Design your own ideal world. Would your world contain the same things as other people? Which things are most important to you? What are you going to include?</p>

Monday reading:

The Princess and the Pea by Hans Christian Anderson

Once upon a time there was a prince who wanted to marry a princess; but she would have to be a real princess. He travelled all over the world to find one, but nowhere could he get what he wanted. There were princesses enough, but it was difficult to find out whether they were real ones. There was always something about them that was not as it should be. So he came home again and was sad, for he would have liked very much to have a real princess. One evening a terrible storm came on; there was thunder and lightning, and the rain poured down in torrents. Suddenly a knocking was heard at the city gate, and the old king went to open it. It was a princess standing out there in front of the gate. But, good gracious! what a sight the rain and the wind had made her look. The water ran down from her hair and clothes; it ran down into the toes of her shoes and out again at the heels. And yet she said that she was a real princess. "Well, we'll soon find that out," thought the old queen. But she said nothing, went into the bed-room, took all the bedding off the bedstead, and laid a pea on the bottom; then she took twenty mattresses and laid them on the pea, and then twenty eider-down beds on top of the mattresses.

On this the princess had to lie all night. In the morning she was asked how she had slept. "Oh, very badly!" said she. "I have scarcely closed my eyes all night. Heaven only knows what was in the bed, but I was lying on something hard, so that I am black and blue all over my body. It's horrible!" Now they knew that she was a real princess because she had felt the pea right through the twenty mattresses and the twenty eider-down beds. Nobody but a real princess could be as sensitive as that. So the prince took her for his wife, for now he knew that he had a real princess; and the pea was put in the museum, where it may still be seen, if no one has stolen it. There, that is a true story.